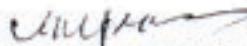



**STATEMENT OF RECEIPTS AND EXPENDITURES  
KIDAPAWAN CITY  
GENERAL FUND**

<b>External Sources</b>						
<b>1. Share from National Tax Collection (IRA)</b>						
Internal Revenue Allotment (80%)	665-1	P	292,208,700.80	P	161,125,532.00	P 116,034,468.00 P 277,760,000.00
Internal Revenue Allotment (20%)	665-2	P	73,052,175.20	P	40,281,384.00	P 29,156,616.00 P 69,440,000.00
<b>2. Other Share from National Tax Collection</b>						
Share from National Wealth (80%)	669-1	P	9,487,658.40			P - P -
Share from National Wealth (20%)	669-2	P	2,371,914.60			P - P -
MKWD - Material Loan Assistance	669-3	P	53,544.47			P - P -
<b>TOTAL</b>		<b>P</b>	<b>377,173,993.47</b>	<b>P</b>	<b>201,406,916.00</b>	<b>P 145,793,084.00 P 347,200,000.00</b>
<b>C. Receipts from Loans and Borrowings</b>						
Miscellaneous income (Borrowings)	678-1			P	1,989,067.58	P - P 1,989,067.58
<b>TOTAL</b>		<b>P</b>	<b>-</b>	<b>P</b>	<b>1,989,067.58</b>	<b>P - P 1,989,067.58</b>
<b>TOTAL RECEIPTS</b>		<b>P</b>	<b>561,008,849.22</b>	<b>P</b>	<b>254,963,959.83</b>	<b>P 173,327,693.75 P 428,291,653.58</b>
<b>III. EXPENDITURES</b>						
A. General Services		P	223,150,003.19	P	116,375,815.68	91,591,032.69 P 207,966,848.57
B. Economic Services		P	147,989,598.87	P	70,746,788.73	88,440,213.07 P 169,187,001.80
C. Social Services		P	41,847,899.33	P	24,195,112.62	23,744,036.81 P 47,939,149.63
<b>TOTAL EXPENDITURES</b>		<b>P</b>	<b>412,987,501.39</b>	<b>P</b>	<b>211,317,717.23</b>	<b>P 213,775,282.77 P 425,093,000.00</b>
<b>ENDING BALANCE</b>		<b>P</b>	<b>148,021,338.83</b>	<b>P</b>	<b>43,646,242.60</b>	<b>P (40,447,589.02) P 3,198,653.58</b>


Verified Correct:

  
ELSA C. PALMONES  
ICO/ Asst. City Treasurer

  
FERNANDO M. PAGAYPATAN  
City Budget Officer

  
VIRGINIA E. TAMAYO, CPA  
City Accountant

Approved by:

  
RODOLFO Y. GANTUANGCO  
City Mayor